

F-20942 and F22540 Reports

Dan DeValve
Office of Policy Initiatives and Budget (OPIB)



WISCONSIN DEPARTMENT
of HEALTH SERVICES

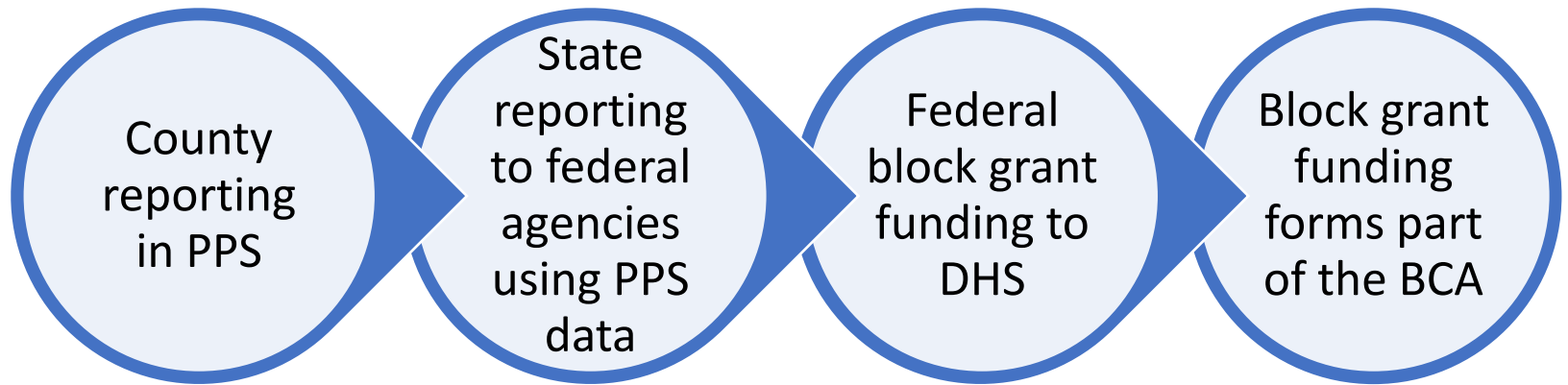
What are the reports?

- 942 Expenditure Report
 - Expense reporting
- HSRR – Human Services Revenue Report
 - Revenue source reporting
- Both reports are based on Target Groups and require county reporting on human services expenses

Why are the reports required?

- Federal Grant Requirements
- Legislative and Administrative Requests
- Identifying Trends in Human Services Spending

DHS Financial Reporting Processes



DHS Federal Block Grants

- Social Services Block Grant - \$28,326,961
- The federal Administration for Children and Families (ACF) requires states to report SSBG-funded expenditures and clients by service category.
- SSBG funds a portion of the Community Aids Basic County Allocation contracts.

Department of Children and Families - 942

- DCF uses the 942 to prove federal maintenance of effort requirement under federal funding (Title IV-B Part 1) is being met.
- Title IV-B Part 1 goes into the children and families allocation to counties (the DCF half of Community Aids).

Department of Children and Families - HSRR

- HSRR data is used to see how much of the total funding for specific target groups are covered by state children and families allocation funds versus local funds.
- HSRR data is used for the Delinquent and Status Offender (Youth Justice) population to see how much of the total funding for youth justice services is covered by state youth aids funds versus local funds.

Report Format

- DHS/DCF reporting to federal agencies
- SPCs and Target Groups are pre-defined
- Resources available
 - HSRR/942 Report Guidelines
 - PPS/Core Financial Reporting Definitions

Target Groups

HSRR

Developmental Disability

Mental Health

Alcohol & Other Drug Abuse

Physical & Sensory Disability

Delinquent & Status Offender

Abused & Neglected Children

Children & Families

Adults & Elderly

Income Maintenance

Child Care Administration

Energy Assistance

General Relief/Interim

Assistance

942

Developmental Disability

Mental Health

Alcohol & Other Drug Abuse

Physical & Sensory Disability

Delinquent & Status Offender

Abused & Neglected Children

Children & Families

Adults & Elderly

County Requirements - 942

- Used to report all agency human services expenses
- Required under the consolidated state/county contract
- Must be prepared for the period January–December of each year

What is Included in the 942?

- Human service expenses
- System/agency management expenses: Agency expenses that are associated with program cost
- Standard Program Cluster (SPC) and Target Group

942 Report – Standard Program Clusters

100 – Child Day Care – Crisis Respite

104 – Supportive Home Care

107 – Specialized Transportation and Escort

200 – Access Outreach and Prevention

300 – Community Living/Supportive Services

400 – Investigations and Assessments

500 – Community Support Programs

600 – Work-Related and Day Services

615 – Supported Employment

700 – Community Residential Services

800 – Community Treatment Services

900 – Inpatient and Institutional Care including IMD

950 – Juvenile Corrections

942 Entry Webpage

Program Participation System - F20942 Expense Report - Internet Explorer

Program Participation System UserID: ChrisMC1 UserName: M Christophe

PRODUCTION

F20942 Expense Report

Report Summary

Report Unit: Statewide Contact Name: n/a
 Report: F20942 Human Services Expense Report Phone Number:
 Report Year: 2016 Email: n/a
 Report Status: In Progress

Download: Save


Report Detail Groups

Please enter your expense data below.

STANDARD PROGRAM CLUSTER	Developmental Disability (1)	Mental Health (2)	Alcohol/Other Drug Abuse (3)	Physical & Sensory Disability (4)	Delinquent & Status Offender (5)	Abused & Neglected Children (6)	Children & Families (7)	Adults & Elderly (8)	Total Expenses Columns (1) thru (8)
100 - Child Day Care - Crisis Respite	51,115	2,052	0	7,320	35,918	1,046,528	659,225		\$1,802,158
104 - Supportive Home Care	12,052,36	2,919,565	151,509	14,775,69			59,914	5,749,683	\$35,708,730
107 - Specialized Transportation and Escort	7,803,568	715,095	52,528	456,920	170,486	467,076	385,120	10,332,30	\$20,383,098
200 - Access Outreach and Prevention	1,803,950	11,040,17	6,336,651	450,912	1,321,089	2,778,259	9,874,999	11,252,93	\$44,858,968
300 - Community Living/Supportive Services	156,267,1	44,425,81	9,153,562	17,890,78	16,749,54	38,340,58	23,716,94	52,577,14	\$359,121,536
400 - Investigations and Assessments	2,828,952	6,962,781	4,236,920	1,950,932	20,414,00	34,851,49	9,774,578	4,898,909	\$85,918,575
500 - Community Support Programs		117,351,1	819,991						\$118,171,153
600 - Work-Related and Day Services	10,466,43	1,891,043	1,023,339	303,027	697,951	184,624	1,626,689	917,011	\$17,110,120
615 - Supported Employment	4,176,147	956,237		231,274					\$5,363,658
950 - Juvenile Corrections					15,440,72				\$15,440,724
700 - Community Residential Services	18,857,31	81,988,20	18,926,21	2,153,063	30,480,19	49,470,02	15,937,86	8,507,083	\$224,319,967

Columns=Target Groups

Rows=Standard Program Clusters



County Requirements - HSRR

- Required under the consolidated state/county contract
- Must be prepared for the previous calendar year
- Used to capture total expenditures by revenue source for all human service programs

What is included in the HSRR?

- Total revenues for human service programs
- Total revenues reported should include all revenue needed for direct costs, the cost of administrative management support and overhead and indirect costs

Revenue Buckets

- ▶ Revenue Sources
 - County Revenue
 - State/Fed Revenue (DHS)
 - State/Fed Revenue (Other)
 - EDS Revenue
 - Other Revenue Sources

HSRR Revenue Sources I

- ▶ County Revenue
 - Mental Health Inpatient Institutional Care
 - County Revenue – All Other

- ▶ State/Federal Revenue – DHS
 - State General Relief
 - Waiver Funds
 - Basic County Allocation for MH Inpatient Care
 - Basic County Allocation – All Other
 - DHS State/County Contract

HSRR Revenue Sources II

- ▶ State/Federal Revenue – Other Agencies
 - DCF State/County Contracts
 - DOC State/County Contracts
 - DOA Contract for Energy Assistance
 - Area Agency on Aging
 - DOT Funds

- ▶ Fee for Service (FFS) Revenues through EDS
 - MA FFS Revenue through Electronic Data System
 - Wisconsin Medicaid Cost Report (WIMCR)

HSRR Revenue Sources III

- ▶ Other Revenues
 - Grants
 - Other Third-Party Collections
 - Court-Assessed Fees
 - Other Client Fees/Donations
 - Production Revenue
 - Other Revenues

HSRR Entry Webpage

Columns=Target Groups

Rows=Revenue Sources

F22540 Revenue Report Cancel Reset

Report Summary

Report Unit: **Statewide** * Contact Name: **n/a**
 Report: **F22540 Human Services Revenue Report** * Phone Number:
 Report Year: **2016** Email: **n/a**
 Report Status: **In Progress**

Download: Save

DD and MH | **AODA and PD&S** | **Other TG** | **HSRR TG**

Report Detail

REVENUE SOURCE	Dev. Disability Children	Dev. Disability Adult	Mental Health Children	Mental Health Adult	Total (Current Tab)	Total (All Tabs)
COUNTY REVENUE						
County Revenue for MH						
Inpatient/Institutional Costs	928	359,343	6,842,663	45,646,633	\$52,849,567	\$58,009,733
County Revenue Other	19,143,384	23,291,704	12,833,761	94,634,711	\$149,903,560	\$395,878,871
Total	\$19,144,312	\$23,651,047	\$19,676,424	\$140,281,344	\$202,753,127	\$453,888,604
STATE/FEDERAL REVENUE - DHS						
State General Relief	94,260	12,516	20,841	580,375	\$707,992	\$4,573,746
Waiver Funds	38,796,479	67,090,390	5,745,229	1,604,933	\$113,237,031	\$153,212,571
BCA for MH Inpatient/Institutional Costs	35,324	8,445	2,354,474	15,969,836	\$18,366,079	\$18,709,080
BCA Other	8,421,964	13,899,511	5,950,694	74,487,052	\$102,759,221	\$160,239,701
WIMCR - Act 318 Adjustment	-224,748	-771,968	321,275	1,001,847	\$326,406	\$719,462
DHS State/County Contract All Other	22,149,042	4,751,850	8,948,240	31,329,830	\$67,178,962	\$184,106,180
Total	\$69,272,321	\$84,988,744	\$23,340,753	\$124,973,873	\$302,575,691	\$521,560,740
STATE/FEDERAL REVENUE - OTHER AGENCIES						
DCF State/County Contract	2,991,388	38,554	3,989,711	507,302	\$7,526,955	\$127,980,147
DOC State/County Contract	0	0	13,574	29,241	\$42,815	\$32,641,222

Report Analysis

Wisconsin Urban and Rural Counties



Target Groups

HSRR

Developmental Disability
Mental Health

Alcohol & Other Drug Abuse

Physical & Sensory Disability

Delinquent & Status Offender

Abused & Neglected Children

Children & Families

Adults & Elderly

Income Maintenance

Child Care Administration

Energy Assistance

General Relief/Interim

Assistance

942

Developmental Disability

Mental Health

Alcohol & Other Drug Abuse

Physical & Sensory Disability

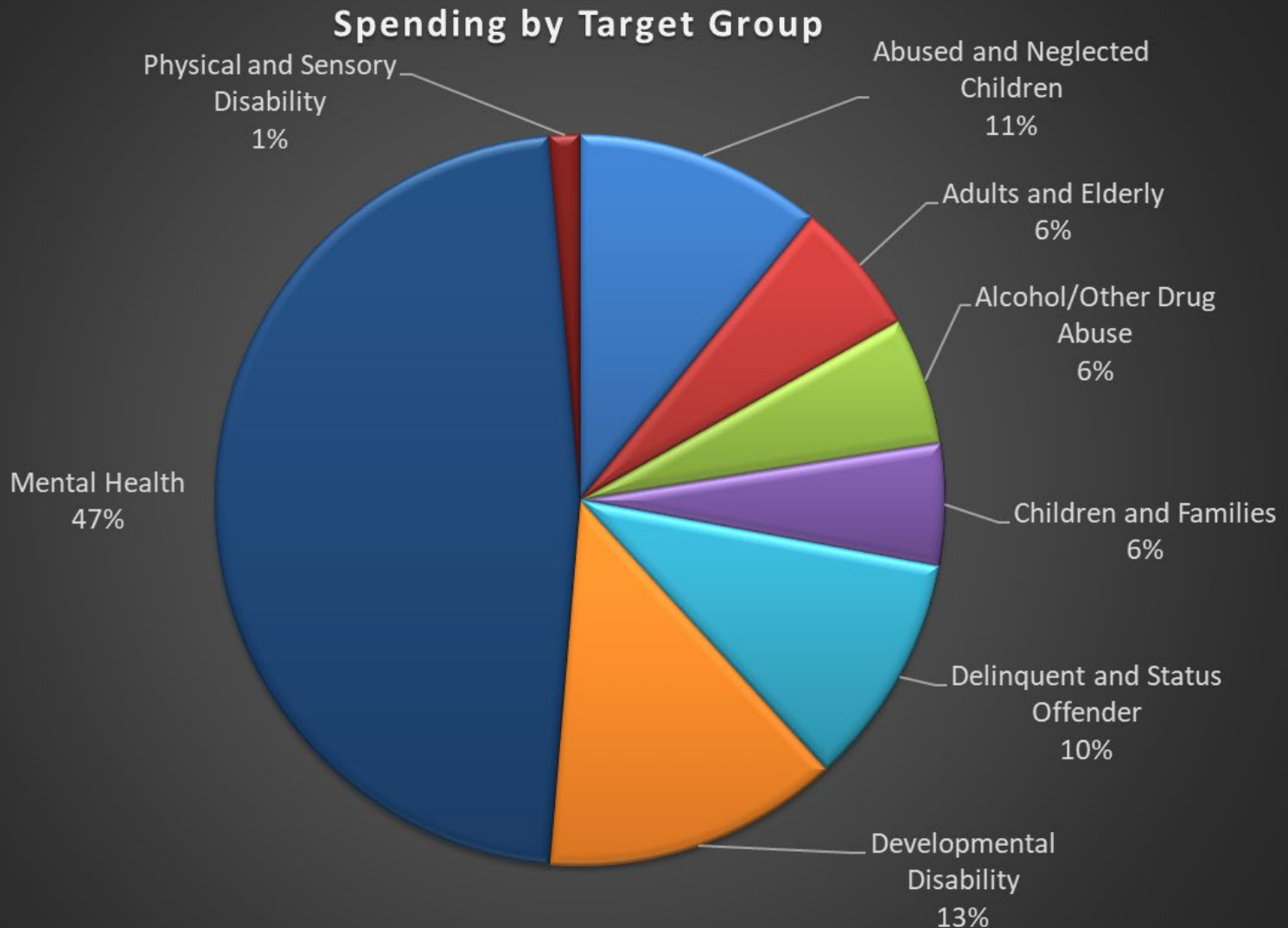
Delinquent & Status Offender

Abused & Neglected Children

Children & Families

Adults & Elderly

Spending by Target Group



942 Analysis

- ▶ Statewide spending
- ▶ Select SPCs and Target Groups

Total 942 Reporting

Calendar Year	Total 942 Report_Wisconsin
2017	\$1,428,031,132
2018	\$1,413,579,758
2019	\$1,479,835,710
2020	\$1,511,771,985
2021	\$1,578,266,541
2022	\$1,671,921,861

942 Report – Standard Program Clusters

100 – Child Day Care – Crisis Respite

104 – Supportive Home Care

107 – Specialized Transportation and Escort

200 – Access Outreach and Prevention

300 – Community Living/Supportive Services

400 – Investigations and Assessments

500 – Community Support Programs

600 – Work-Related and Day Services

615 – Supported Employment

700 – Community Residential Services

800 – Community Treatment Services

900 – Inpatient and Institutional Care including IMD

950 – Juvenile Corrections

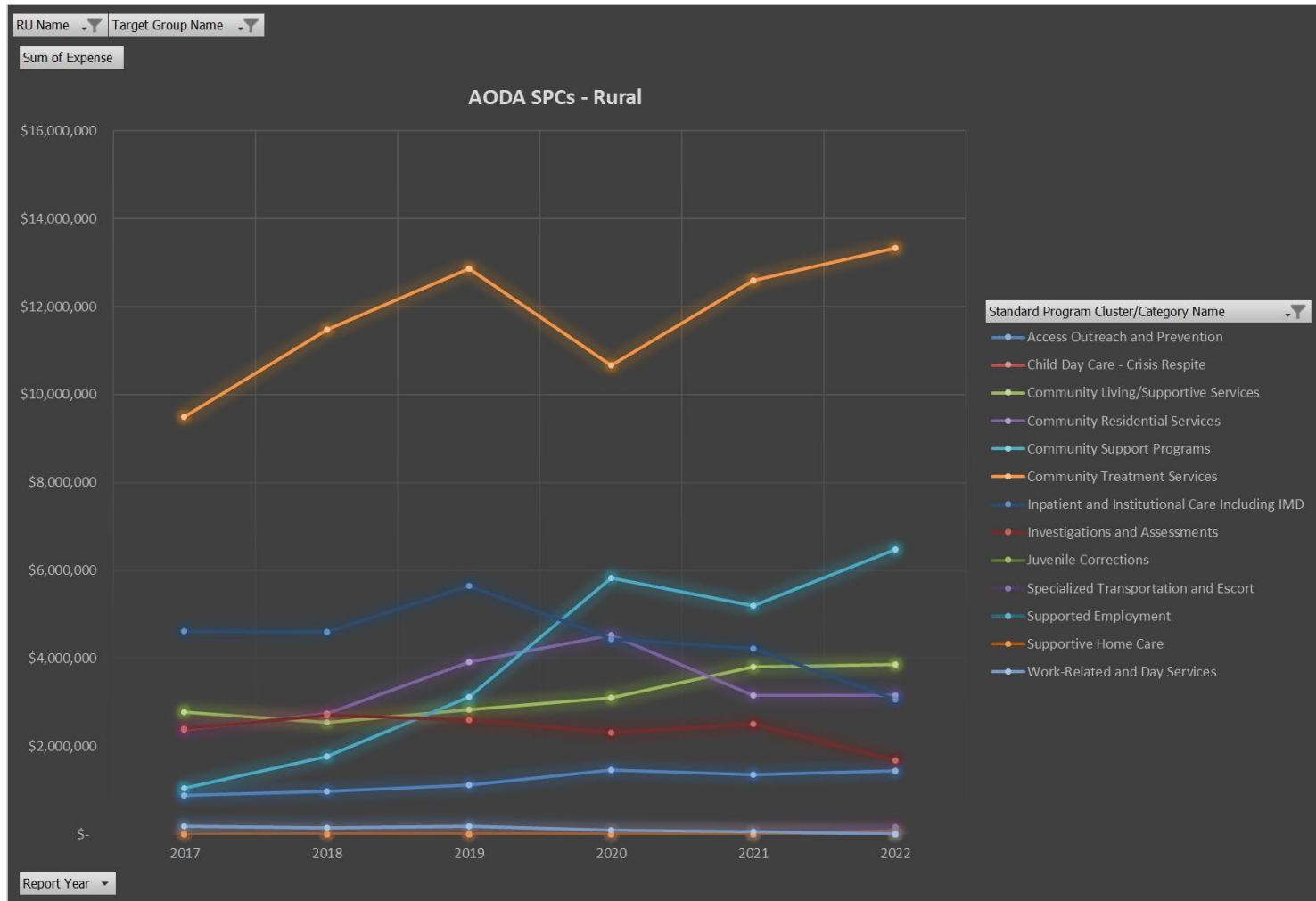
942 Reporting – Alcohol/Other Drug Use

Calendar Year	Target Group – Alcohol/Other Drug Use
2017	\$79,248,229
2018	\$87,106,689
2019	\$93,191,633
2020	\$91,053,737
2021	\$89,960,704
2022	\$94,140,446

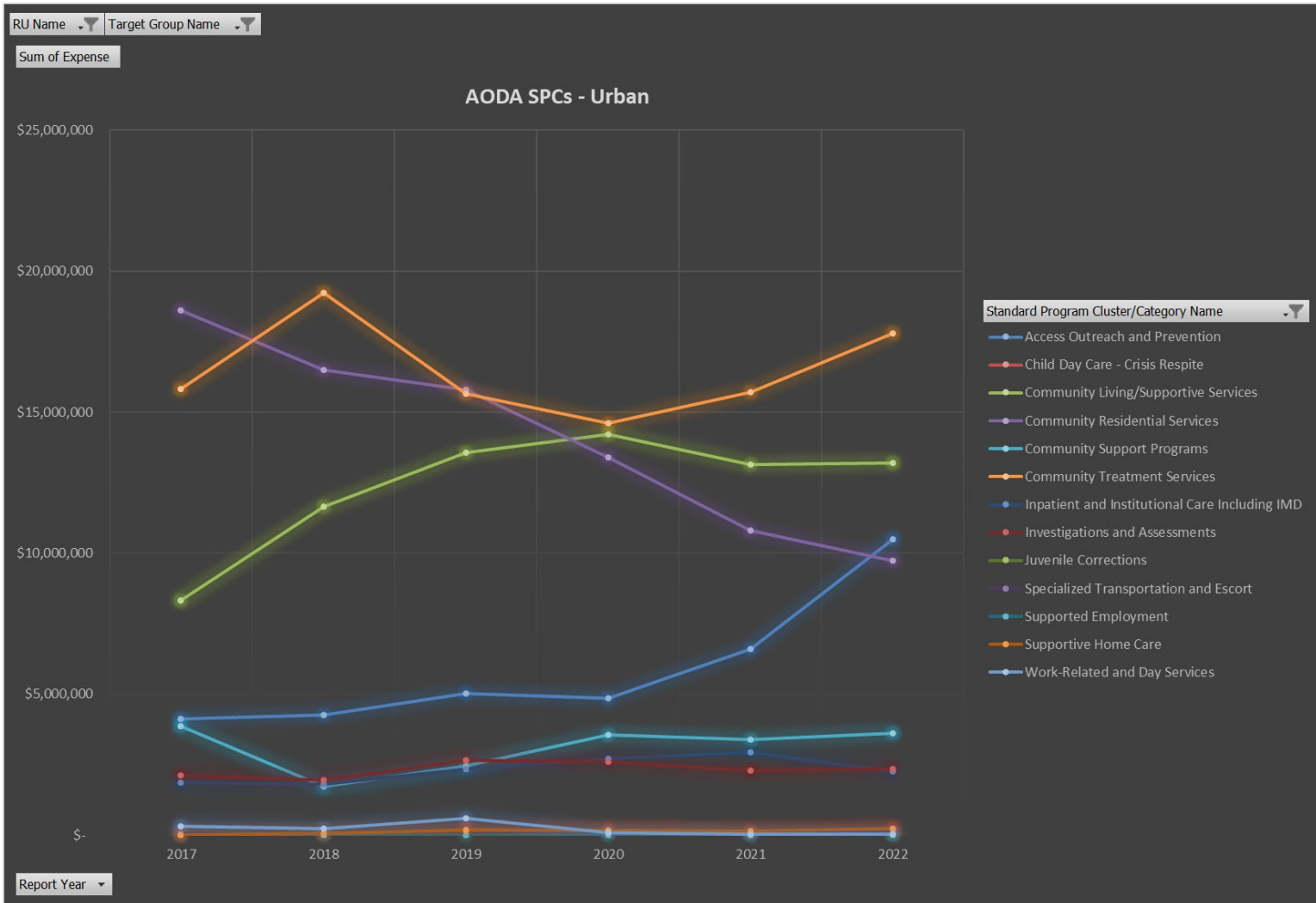
942 Reporting – Alcohol/Other Drug Use

Calendar Year	Rural	Urban
2017	\$23,062,638	\$55,077,845
2018	\$26,188,075	\$57,460,297
2019	\$31,333,288	\$58,482,267
2020	\$31,437,643	\$56,405,252
2021	\$31,834,472	\$55,217,942
2022	\$33,269,678	\$59,952,781

942 Reporting - AODA SPCs Rural



942 Reporting - AODA SPCs Urban



942 Reporting – Abused and Neglected Children

Calendar Year	Target Group – Abused and Neglected Children
2017	\$154,748,951
2018	\$169,633,788
2019	\$170,192,805
2020	\$177,590,950
2021	\$178,076,460
2022	\$182,713,455

942 Reporting – Abused and Neglected Children

Calendar Year	Rural	Urban
2017	\$51,456,895	\$103,292,056
2018	\$55,497,877	\$114,135,911
2019	\$62,727,782	\$107,465,023
2020	\$64,089,228	\$113,501,722
2021	\$70,483,932	\$107,592,528
2022	\$63,195,842	\$119,517,613

942 Reporting – Mental Health

Calendar Year	Target Group – Mental Health
2017	\$593,059,969
2018	\$634,044,498
2019	\$702,723,464
2020	\$719,748,223
2021	\$760,075,832
2022	\$790,923,950

942 Reporting – Mental Health

Calendar Year	Rural	Urban
2017	\$156,869,857	\$436,190,112
2018	\$174,972,438	\$459,072,060
2019	\$198,789,241	\$503,934,223
2020	\$199,310,615	\$520,437,608
2021	\$216,498,633	\$543,577,199
2022	\$217,563,316	\$577,081,130

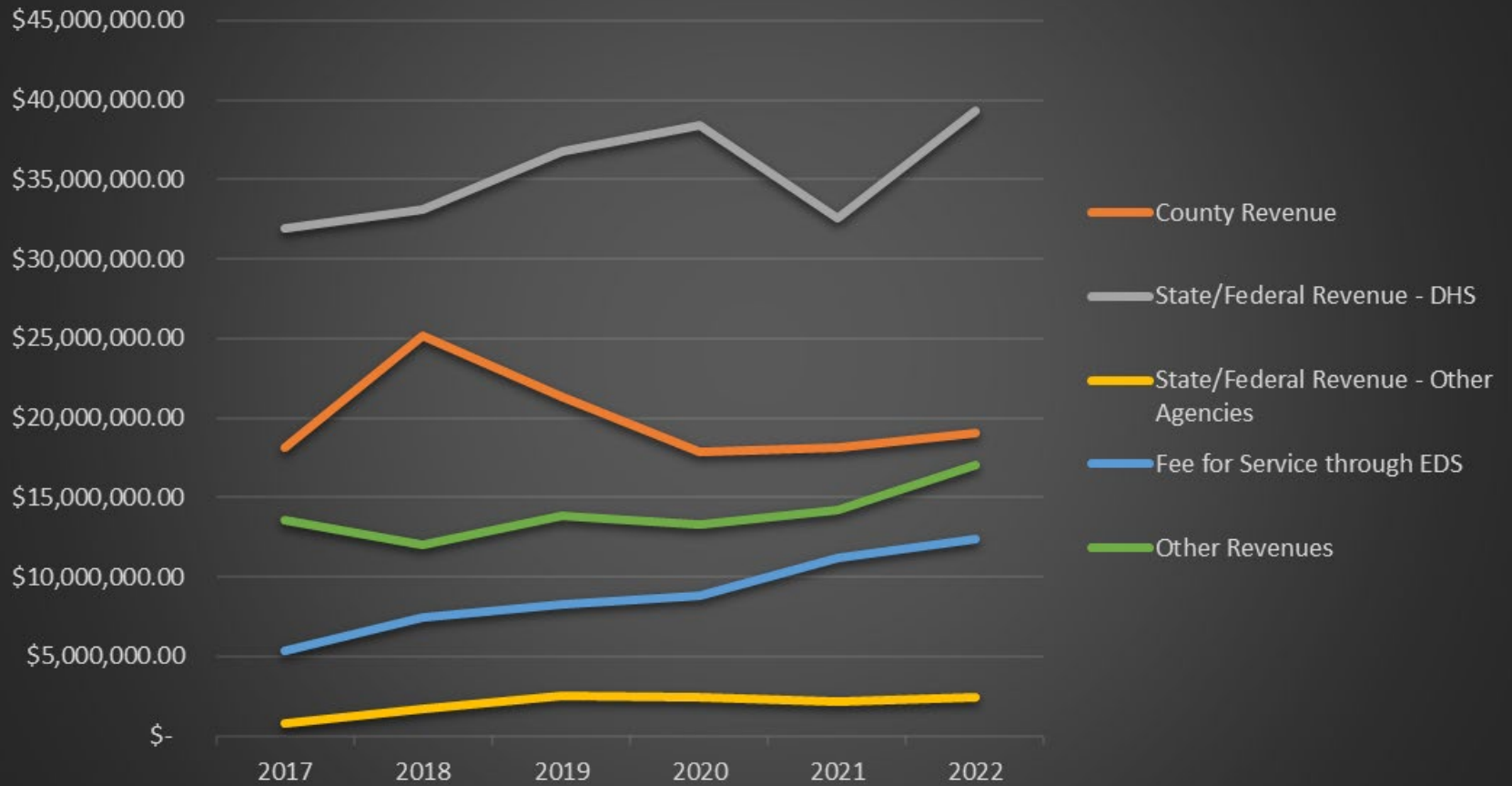
Human Services Revenue Reporting

- ▶ Statewide reporting
- ▶ Five revenue buckets
 - County Revenue
 - State/Fed Revenue (DHS)
 - State/Fed Revenue (Other)
 - EDS Revenue
 - Other Revenue Sources

HSRR Reporting - Alcohol/Other Drug Use

Revenue Source	AODA 2017	AODA – 2022
County Revenue	\$18,147,895	\$19,081,985
Revenue - DHS	\$31,896,606	\$39,334,503
Revenue - Other Agencies	\$747,099	\$2,397,180
Fee for Service EDS	\$5,324,465	\$12,389,617
Other Revenue	\$13,604,472	\$17,069,605

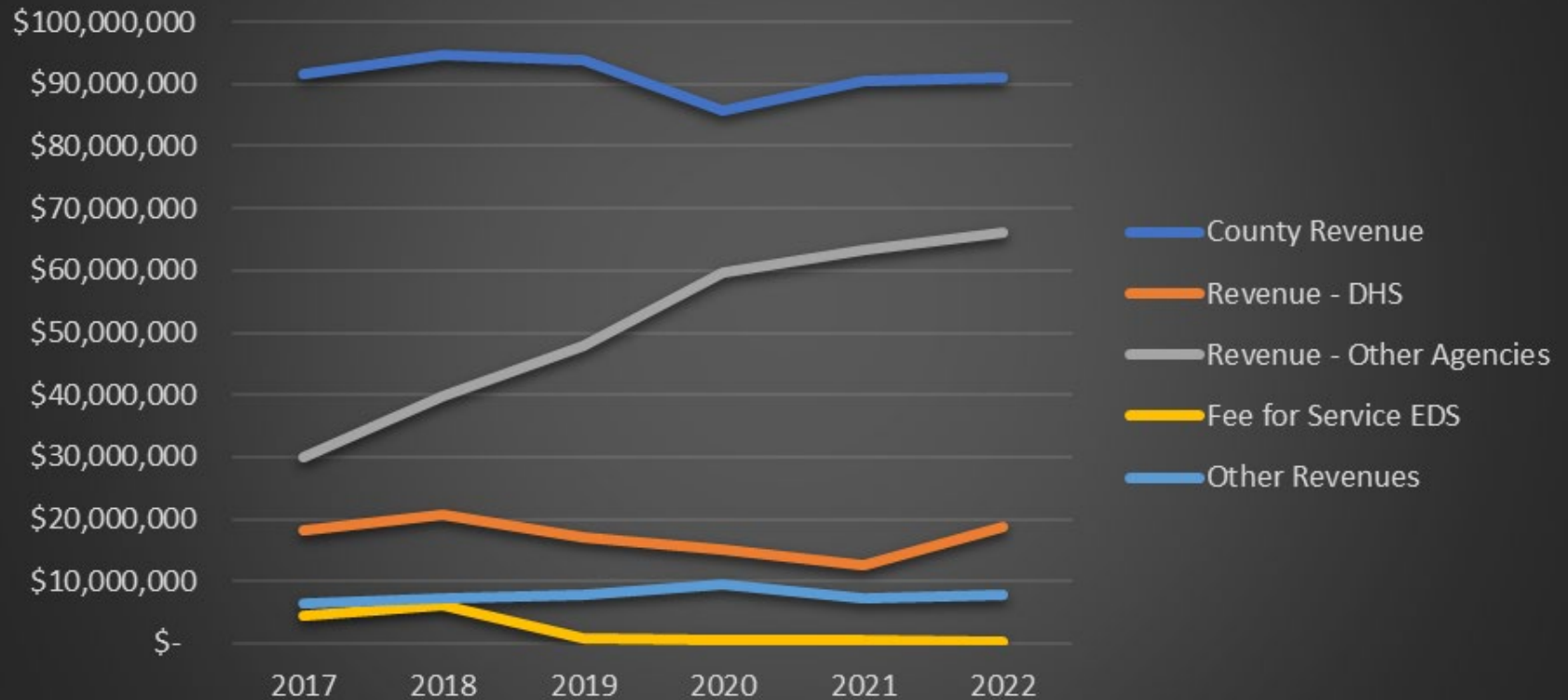
AODA - Revenue Sources



HSRR Reporting – Abused and Neglected Children

Revenue Source	Abused & Neglected Children – 2017	Abused & Neglected Children – 2022
County Revenue	\$91,485,483	\$90,437,923
Revenue – DHS	\$18,237,747	\$12,676,950
Revenue - Other Agencies	\$29,929,630	\$63,206,025
Fee for Service EDS	\$4,429,463	\$530,777
Other Revenues	\$6,498,935	\$7,193,324

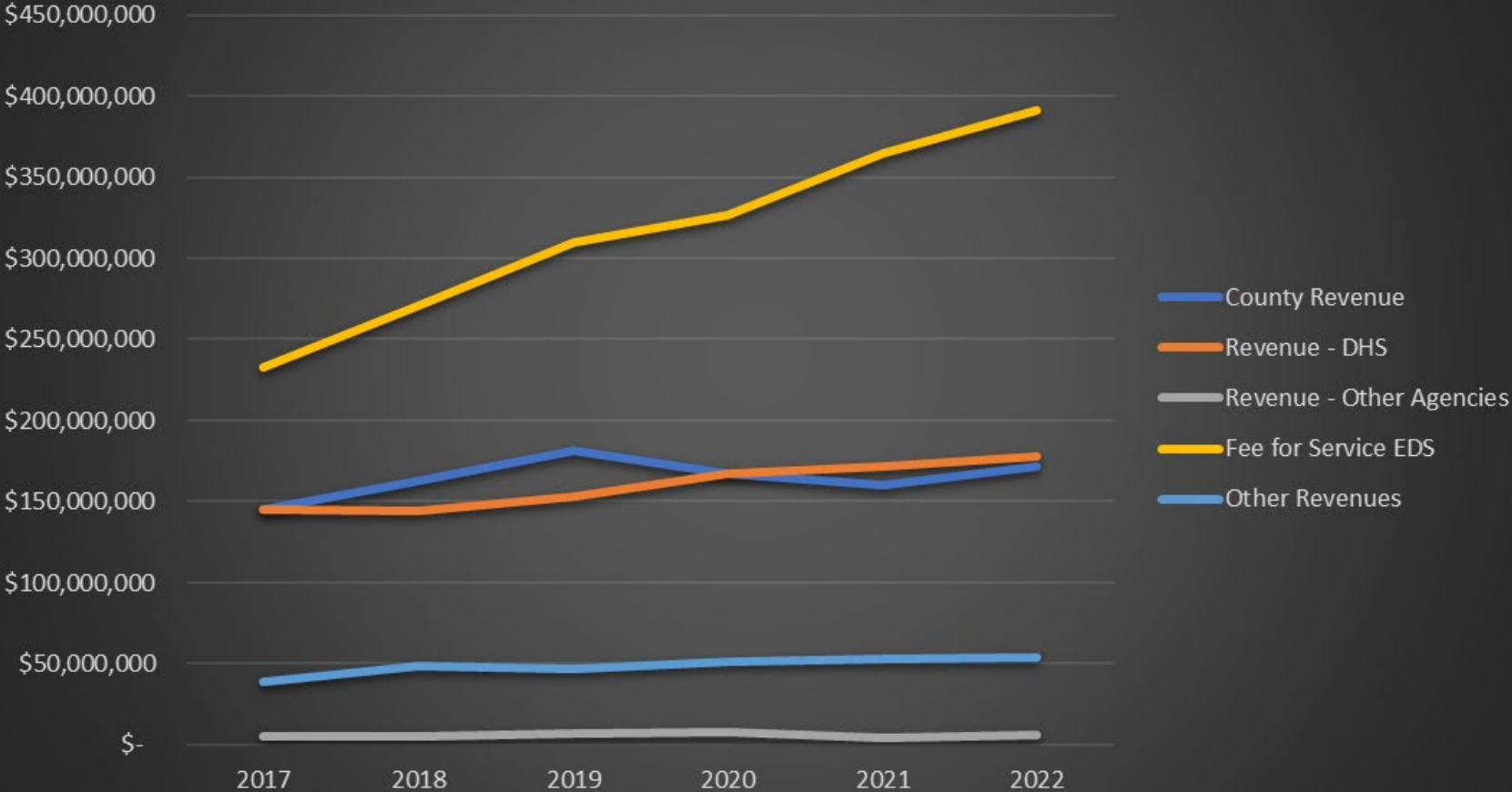
A&N Children - Revenue Sources



HSRR Reporting – Mental Health

Revenue Source	Mental Health 2017	Mental Health- 2022
County Revenue	\$145,064,200	\$171,679,917
Revenue - DHS	\$144,693,290	\$178,259,272
Revenue - Other Agencies	\$5,003,601	\$5,789,262
Fee for Service EDS	\$232,518,263	\$390,939,780
Other Revenues	\$38,847,716	\$54,230,542

Mental Health - Revenue Sources



FAQs

- ▶ Should the amounts in each report match?
- ▶ Does spending need to be reported if there are no related state/federal allocations?
- ▶ Where should I report COVID-19 and opioid settlement revenue?
- ▶ Is a new PPS system being developed?

Questions

- ▶ DHS SOS Desk
 - Contact Dan for 942 and HSRR questions.
 - SOS Desk will answer technical questions and coordinate with other DHS staff regarding programmatic questions.
 - Hours: Monday through Friday
8:00 – 11:30 AM
12:30 - 4:00 PM
(you may leave voice mail at other times
and someone will return your call)
 - E-mail: DHSSOSHelp@wisconsin.gov
 - Phone: (608) 266-9198
 - Fax: (608) 267-2437